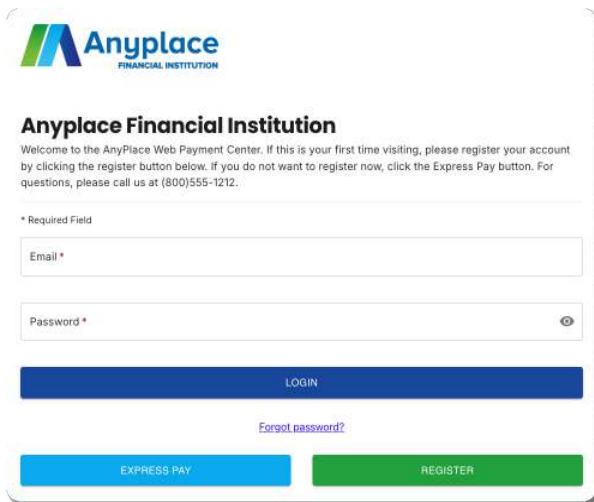


Navigating Making a Payment on Web

Introducing a new, streamlined online payment portal designed to make managing your payments easier and more accessible.



Anyplace
FINANCIAL INSTITUTION

Anyplace Financial Institution

Welcome to the AnyPlace Web Payment Center. If this is your first time visiting, please register your account by clicking the register button below. If you do not want to register now, click the Express Pay button. For questions, please call us at (800)555-1212.

* Required Field

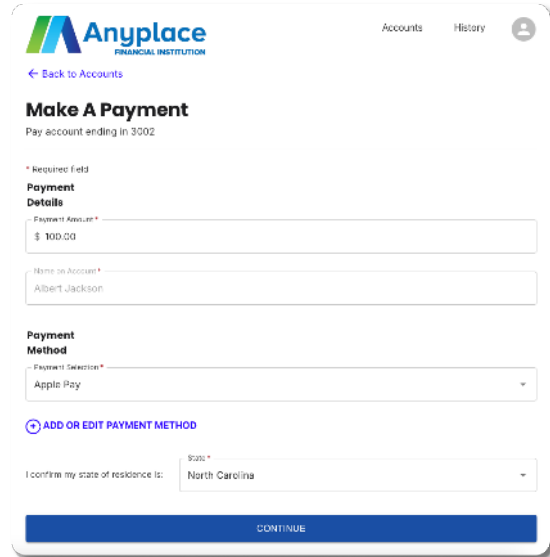
Email *

Password *

LOGIN

[Forgot password?](#)

EXPRESS PAY REGISTER



Anyplace
FINANCIAL INSTITUTION

Accounts History

[← Back to Accounts](#)

Make A Payment

Pay account ending in 3002

* Required Field

Payment Details

Payment Amount *
\$ 100.00

Name on Account *
Albert Jackson

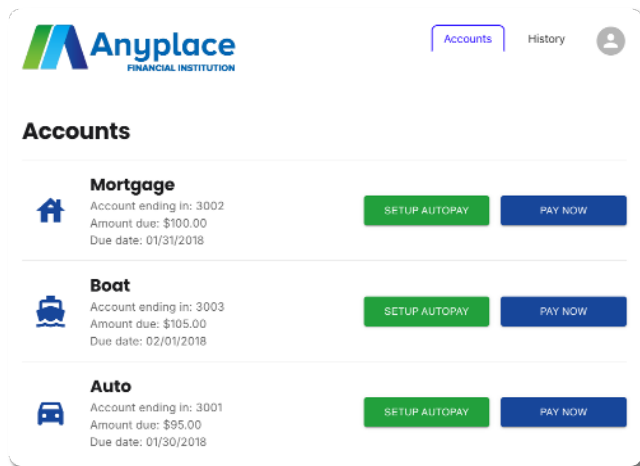
Payment Method

Payment Selection *
Apply Pay

[ADD OR EDIT PAYMENT METHOD](#)

I confirm my state of residence is:




CONTINUE

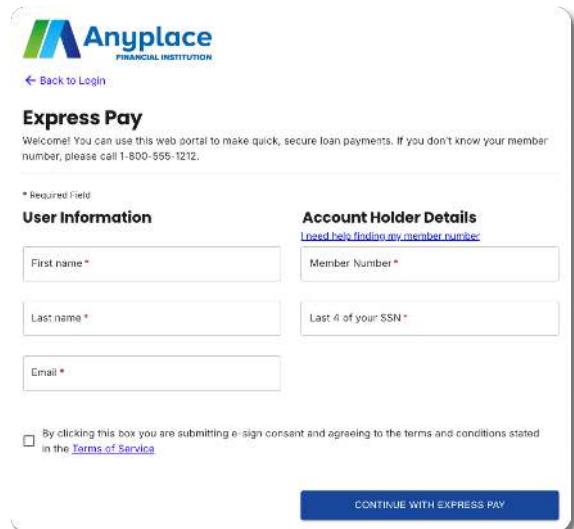


Anyplace
FINANCIAL INSTITUTION

Accounts History

Accounts

 Mortgage Account ending in: 3002 Amount due: \$100.00 Due date: 01/31/2018	SETUP AUTOPAY	PAY NOW
 Boat Account ending in: 3003 Amount due: \$105.00 Due date: 02/01/2018	SETUP AUTOPAY	PAY NOW
 Auto Account ending in: 3001 Amount due: \$95.00 Due date: 01/30/2018	SETUP AUTOPAY	PAY NOW



Anyplace
FINANCIAL INSTITUTION

[← Back to Login](#)

Express Pay

Welcome! You can use this web portal to make quick, secure loan payments. If you don't know your member number, please call 1-800-555-1212.

* Required Field

User Information	Account Holder Details
First name *	Member Number *
Last name *	Last 4 of your SSN *
Email *	

By clicking this box you are submitting e-sign consent and agreeing to the terms and conditions stated in the [Terms of Service](#)

CONTINUE WITH EXPRESS PAY



Register

* Required Field

User Information

First name *

Last name *

Email *

Security Questions

Member Number *

Last 4 of your SSN *

Please enter your birthdate. (MM/DD/YYYY) *

By clicking this box you are submitting e-sign consent and agreeing to the terms and conditions stated in the [Terms of Service](#)

SUBMIT

Easy

Registration

Members can submit an ACH
or Card payment
via Express Pay without
creating an account



[← Back to Login](#)



Successful Registration!

Please click Continue to login to Accounts and Loans.

CONTINUE

Express Pay - Card

Step 1:

Complete the **User Information** and **Account Holder Details**. Click **Continue to Express**

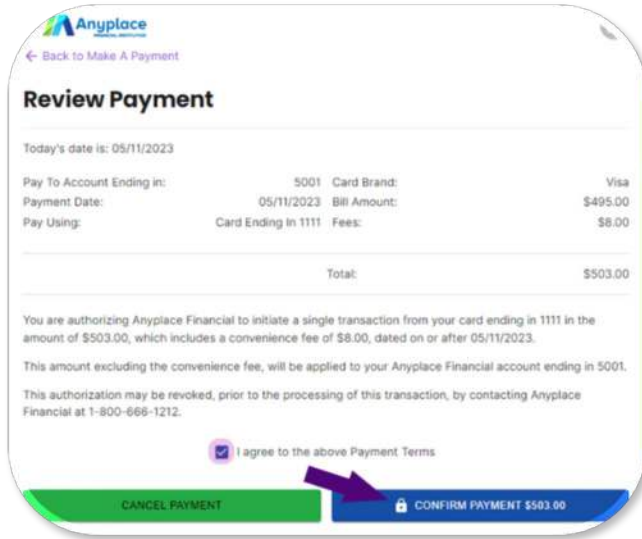
Pay button.

Step 2:

Accounts screen will display loan information, click **Pay Now**.

Step 3:

Make a Payment screen will display, select the **Card** Tab. Complete all highlighted fields. Click **Review Payment**. Card brands allowed by your institution will display under the card number field.



Step 4:

Check the ***I agree to the above Payment Terms*** box.

Click **Confirm Payment \$...** button.

The **Cancel Payment** will take the an account holder to the **Accounts** page. **Back to Make A Payment** link allows

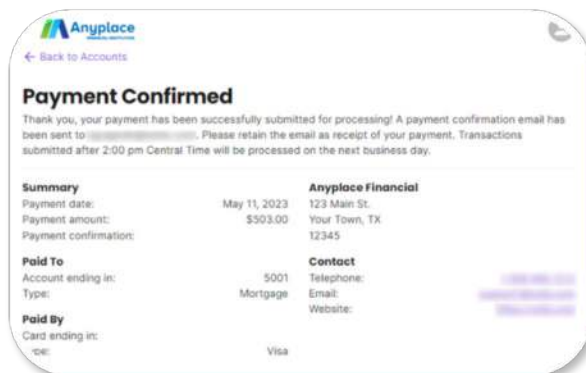
the an account holder to edit payment information prior to confirming the payment.

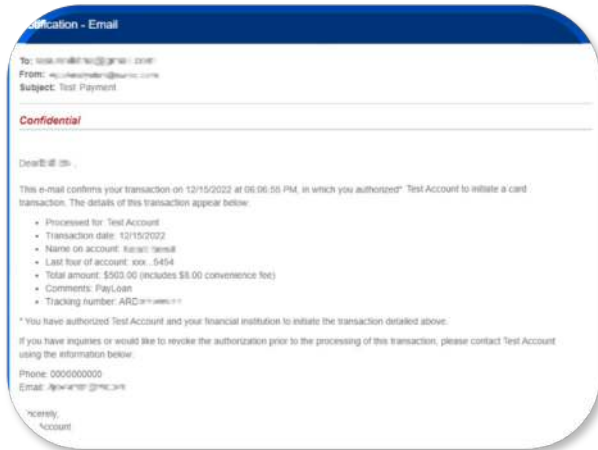
Step 5:

Payment

Confirmed screen

displays the details of the card transaction.

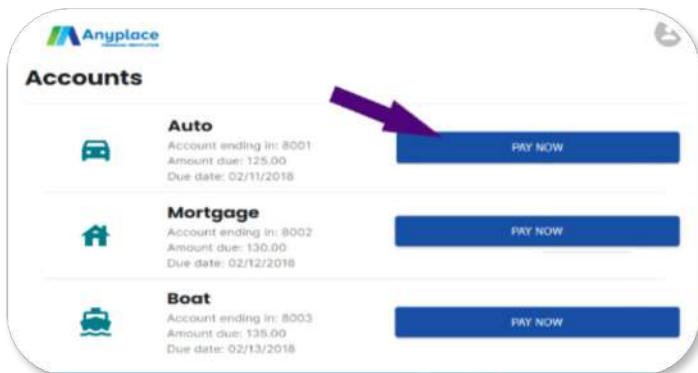
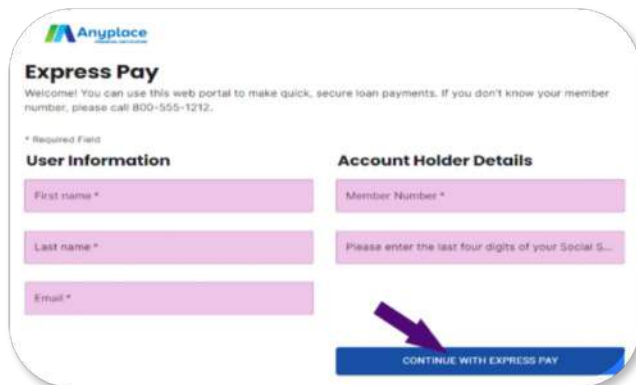




Step 6: Notification Email will be sent to the account holder's email.

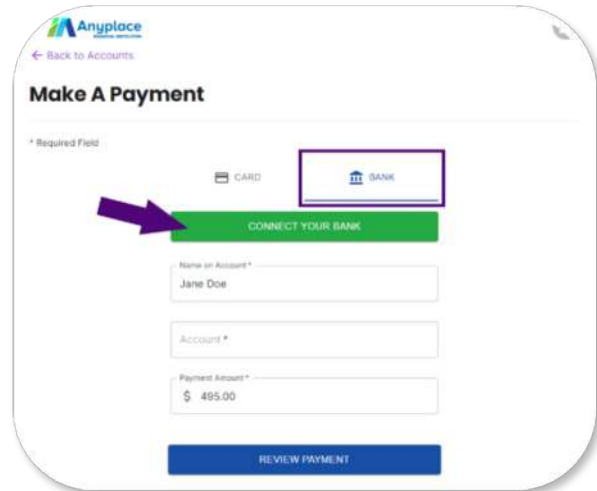
Express Pay – ACH

Step 1: Complete the **User Information** and **Account Holder Details**. Click **Continue to Express Pay** button.



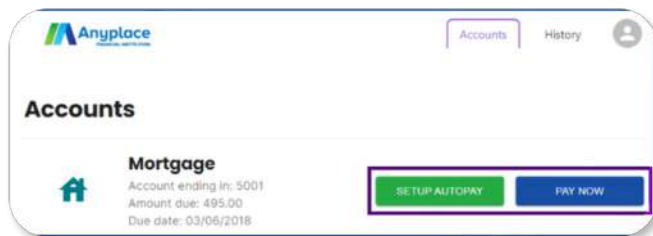
Step 2: **Accounts** screen will display loan information, click **Pay Now**.

Step 3:
Make a Payment screen
will display. Click
the **CONNECT YOUR
BANK** button.

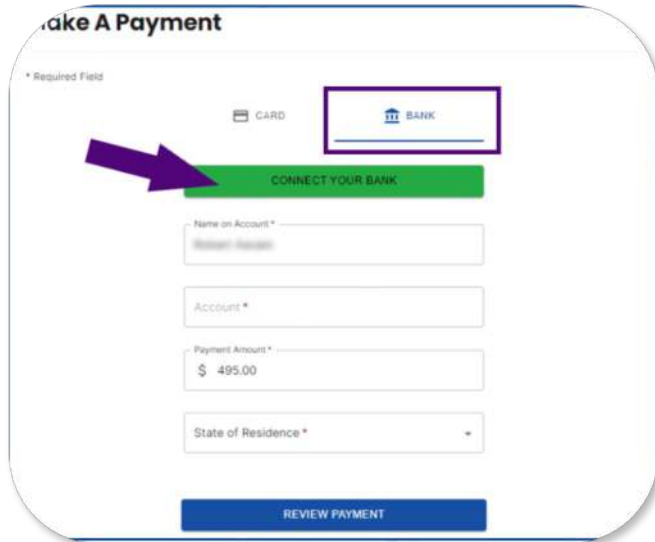


Step 4:
The account holder will then follow the **SWIVEL Pay -
Connect Your Account - Passive ACH Account
Verification.**

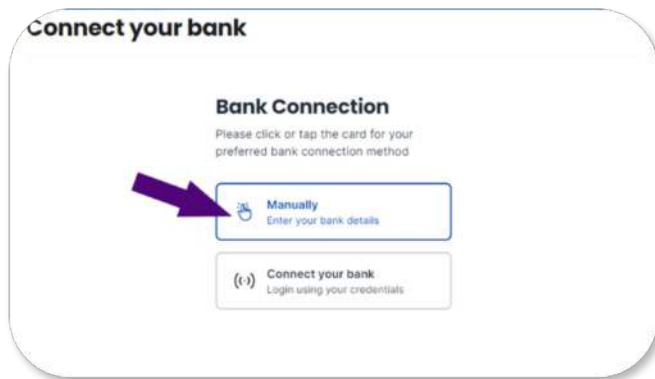
Connect Your Account – Passive ACH Account Verification



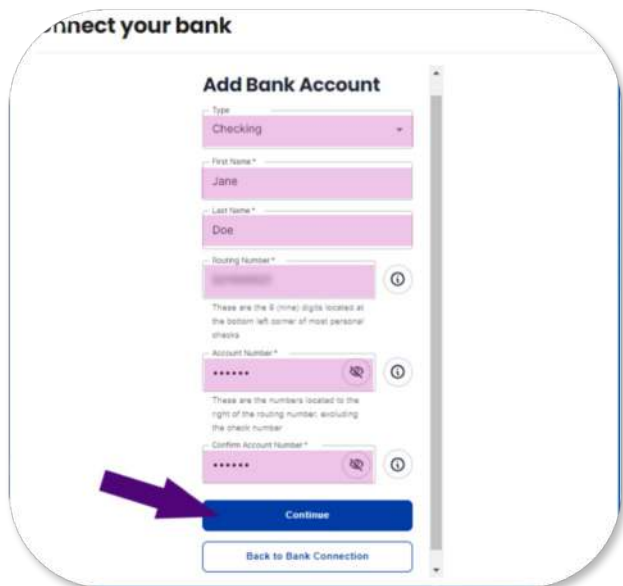
Step 1:
Accounts screen will display loan
information. The account holder
can select **SETUP AUTOPAY or PAY**



Step 2:
Make a Payment screen will display. Click **CONNECT YOUR BANK**.



Step 3:
The ***Bank Connection*** will display. Click **Manually**.



Step 4:
Add Bank Account will display. Complete all required fields. Click **Continue**.

Make A Payment

* Required Fields

CARD BANK

CONNECT YOUR BANK

Account
Account ending in 2222

Name on Account *
Jane Doe

Date
09/25/2023

MM/DD/YYYY

Payment Amount *
\$ 215.00

State of Residence *
Connecticut

I confirm my current state of residence is Connecticut

REVIEW PAYMENT

Step 5:

The account holder will complete the additional fields and confirm the state of residence. Click **REVIEW PAYMENT**.

**Register
PAY NOW - ACH**

Anypace
Accounts History

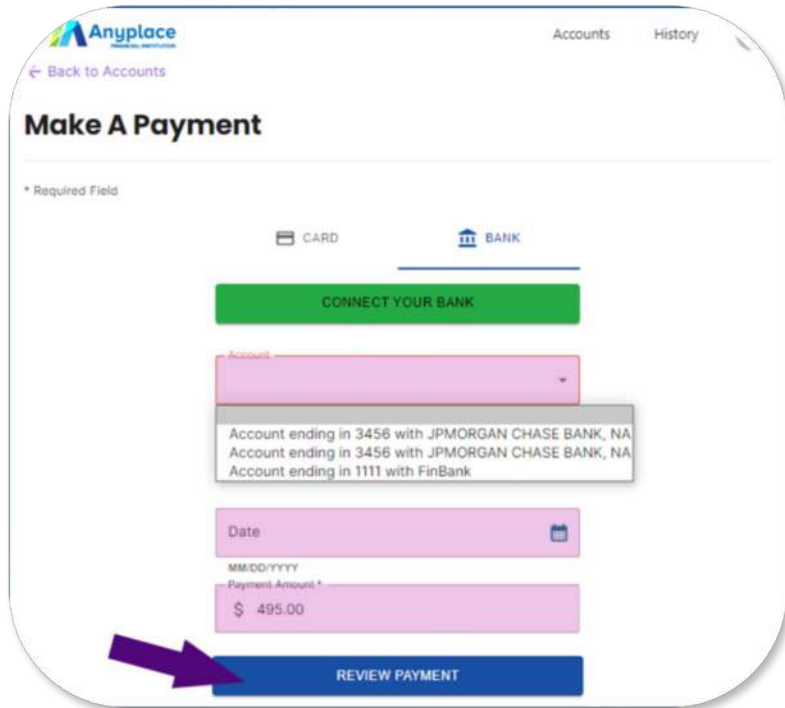
Accounts

Mortgage
Account ending in: 5001
Amount due: 495.00
Due date: 03/06/2018

SETUP AUTOPAY PAY NOW

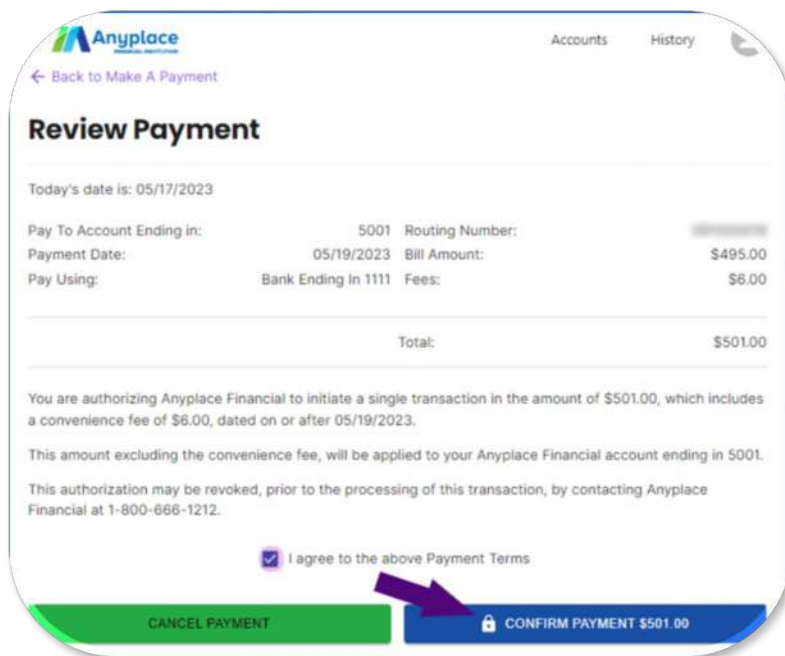
Step 1:

On the **Accounts** page, click **PAY NOW**.



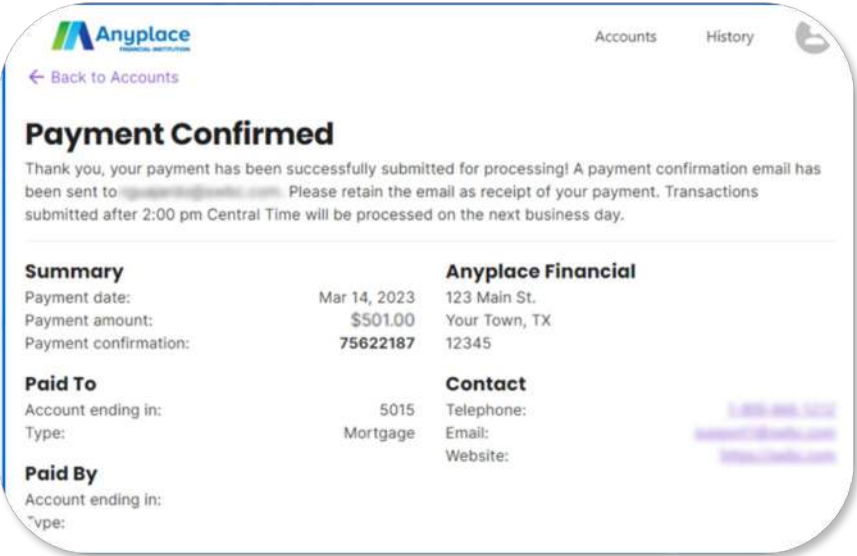
Step 2:

On the **Make A Payment** screen, select a stored **Account**. Complete remaining fields. Click **REVIEW PAYMENT**.



Step 3:

Review Payment and Check the **"I agree to ..."** box. Click **CONFIRM PAYMENT \$...** to process.



Step 4:
Payment
Confirmed will
display.

Unique ID Lookup

Your enhanced online payment experience now offers an option for searching your unique ID.

Required: Phone number and security questions.

Express pay – Link to help with member number lookup.

Upon clicking the help link, account holder is displayed with Member number lookup page.

When the account holder successfully enters valid information, their member id is displayed successfully.

Anyplace
Member Number Lookup

← Back to Express Pay

Enter your phone number and security questions

Sorry, we are unable to lookup your Member Number based on the information provided. Please try again or contact your FI at 1-800-660-1212.

* Required Field

Phone number *
5122105908

Please enter the last four digits of your Social Security Number *
1758

Please enter your date of birth (MM/DD/YYYY) *
06/13/1978

BACK TO EXPRESS PAY SUBMIT

When account holder enters invalid information or uniquely not identified then below error message is displayed.

Anyplace
Register

← Back to Login

Welcome! You can use this web portal to make quick, secure loan payments. If you don't know your member number, please call 800-555-1212.

* Required Field

User Information	Security Questions
First name *	I need help finding my member number
Last name *	Member Number *
Email *	Please enter the last four digits of your Social S...
	Please enter your date of birth (MM/DD/YYYY) *

By clicking this box you are submitting e-sign consent and agreeing to the terms and conditions stated in the [Terms of Service](#)

SUBMIT

Registration Path – Link to help with member number lookup.

Anyplace
Member Number Lookup

← Back to Register

Enter your phone number and security questions

* Required Field

Phone number *

Please enter the last four digits of your Social Se...

Please enter your date of birth (MM/DD/YYYY) *

BACK TO REGISTER SUBMIT

Upon clicking the help link, account holder is displayed with Member number lookup page.

Anyplace
Member Number Lookup

← Back to Register

Enter your phone number and security questions

Lookup successful! Your Member Number is 168168

* Required Field

Phone number *
8439004424

Please enter the last four digits of your Social Security Number *
1758

Please enter your date of birth (MM/DD/YYYY) *
06/13/1978

BACK TO REGISTER SUBMIT

When the account holder successfully enters valid information, their member id is displayed successfully.